

Name \_\_\_\_\_


Date \_\_\_\_\_

# CHARACTER TRAITS

Story Title:

My Name is  
Gabriela

Character:



1<sup>st</sup> Trait: \_\_\_\_\_

Evidence from the text:

---

---

---

---

---

---

---

---

2<sup>nd</sup> Trait: \_\_\_\_\_

Evidence from the text:

---

---

---

---

---

---

---

---



# Target Vocabulary

Homework  
due Tuesday

All About Chile  
Target Vocabulary

Fill in each blank with the Target Vocabulary word that best completes each sentence.

## Vocabulary

accepted  
express  
fluttering  
grand  
pretend  
prize  
taught  
wonder

1. I \_\_\_\_\_ what it would be like to visit Chile.
2. My father \_\_\_\_\_ me how to speak a little Spanish last summer.
3. Chile seems like a \_\_\_\_\_ place to visit.
4. In our bedroom, my sister and I took a \_\_\_\_\_ trip to the mountains of Chile.
5. My grandfather lives in Chile, and we \_\_\_\_\_ his offer to visit him.
6. I must remember to \_\_\_\_\_ my thanks to my grandfather.
7. I can't wait to see the \_\_\_\_\_ birds in the forest.
8. Getting to visit my grandfather in Chile is like winning a \_\_\_\_\_!

# Changing *y* to *i*

My Name Is Gabriela  
Phonics: Changing *y* to *i*

Write each word to mean more than one. Be sure to change *y* to *i* before adding *es*. Then say the word you wrote.

1. baby

\_\_\_\_\_




2. story

\_\_\_\_\_




3. berry

\_\_\_\_\_



4. daisy

\_\_\_\_\_




5. puppy

\_\_\_\_\_



Name \_\_\_\_\_

Instructions: Fill in the boxes based on the characters Jasmine from *The Spelling Bee*.



### Character Profile

Character's name: JASMINE

What are the character's words?

What are the character's actions?

What are the character's thoughts?

Read The

Spelling Bee on

Raz Kids and analyze the character Jasmine.



Character's name: \_\_\_\_\_

What are the character's words?

What are the character's actions?

What are the character's thoughts?

Skill: Analyze Character

Name \_\_\_\_\_

Date \_\_\_\_\_

Lesson 1  
LEVELED PRACTICE

My Name Is Gabriela  
Phonics: Long e Sound for y

Suffixes

Say each word. Divide and suffix

# Long e Sound for y

Write a word from the box to complete each sentence.

Read the complete sentence.

jelly                  kitty                  sunny                  chilly  
muddy                fuzzy                sleepy                city

1. A peach is smooth on the inside, but it's \_\_\_\_\_ on the outside.
2. It was warm today, but it will be \_\_\_\_\_ tonight.
3. Most people like to eat peanut butter with \_\_\_\_\_.
4. If you stay up very late, you're sure to get \_\_\_\_\_.
5. To call a cat, you might say, "Here, \_\_\_\_\_!"
6. When the clouds go away, it's a \_\_\_\_\_ day.
7. I live in the country, but my cousin lives in the \_\_\_\_\_.
8. If you play in a puddle, you might get \_\_\_\_\_.

# Suffixes -y and -ful

My Name Is Gabriela  
Vocabulary Strategy:  
Suffixes -y and -ful

Say each word. Divide the word into its base word and suffix.

Homework due  
Thursday

1. leaky \_\_\_\_\_ + \_\_\_\_\_



2. messy \_\_\_\_\_ + \_\_\_\_\_



3. stormy \_\_\_\_\_ + \_\_\_\_\_



4. fluffy \_\_\_\_\_ + \_\_\_\_\_



5. colorful \_\_\_\_\_ + \_\_\_\_\_



6. skillful \_\_\_\_\_ + \_\_\_\_\_



7. helpful \_\_\_\_\_ + \_\_\_\_\_



Name \_\_\_\_\_

Date \_\_\_\_\_

Lesson 1  
LEVELED PRACTICE

Name \_\_\_\_\_

Long

My Name Is Gabriela  
Phonics: Changing y to i

## Changing y to i

Rewrite each sentence. Change the bold word to mean more than one. Read each new sentence to make sure it sounds right.

1. The **baby** is eating pudding.

\_\_\_\_\_

2. Uncle George told me the funny **story**.

\_\_\_\_\_

3. Sally put her **penny** in her bank.

\_\_\_\_\_

4. Ike's **guppy** lives in a glass bowl.

\_\_\_\_\_

5. We read a book about a **family**.

\_\_\_\_\_

6. A **daisy** is blooming in the yard.

\_\_\_\_\_

7. The **puppy** wants to play.

\_\_\_\_\_



# Long e Sound for y

My Name Is Gabriela  
Phonics: Long e Sound for y

Homework  
due Friday

Write the word from the box that best completes each sentence. Then say the word.

- city
- fuzzy
- jelly
- kitty
- muddy
- sleepy
- sunny

1. A peach is \_\_\_\_\_.



2. Peanut butter and \_\_\_\_\_  
is tasty.




3. Dan was \_\_\_\_\_.



4. The \_\_\_\_\_ had white fur.



5. Tuesday was a \_\_\_\_\_ day.



6. I live in the \_\_\_\_\_.



7. The happy pig was \_\_\_\_\_.



Name \_\_\_\_\_ Date \_\_\_\_\_

# Long e Sound for y

Complete each riddle. Use a word that rhymes with the bold word and ends with long e spelled y. The first one has been done for you.

1. A farm with cheerful cows is a **merry** dairy \_\_\_\_\_.
2. A rabbit that tells jokes is a **funny** \_\_\_\_\_.
3. A fake horse is a **phony** \_\_\_\_\_.
4. If your pal falls in a puddle, you'll have a **muddy** \_\_\_\_\_.
5. A beautiful cat is a **pretty** \_\_\_\_\_.
6. If you drop your lollipop at the beach, you'll have **sandy** \_\_\_\_\_.

Now write a riddle of your own. Be sure the last two words rhyme and end with long e spelled y.

7. \_\_\_\_\_  
\_\_\_\_\_

# Long e Sound for y

Circle the word that has the long e sound spelled y.

My Name Is Gabriela  
Phonics: Long e Sound for y

Homework  
due Monday

1. dry

dirty



2. baby

buy



3. candy

crying



4. firefly

family



5. jolly

July



6. fry

funny



7. city

cry



8. pony

pry




Name \_\_\_\_\_

**Instructions:** Write Darryl in the circle labeled *Character*. In each box, list a character trait to describe Darryl, along with story clues that helped you identify the trait. *On the back of the worksheet, list two character traits and supporting clues that describe Jessica.* *Read the story on RAZ kids and identify 2 character traits.*

Trait:
Clues:

Trait:
Clues:



Trait:
Clues:

Trait:
Clues:

Spare the Turkey • Level N • 2

Skill: Analyze Characters